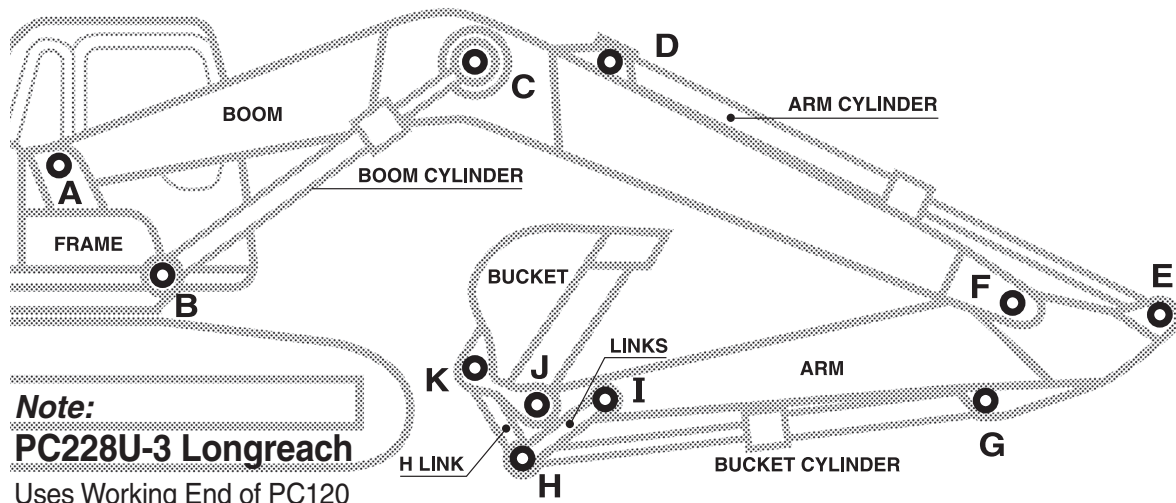


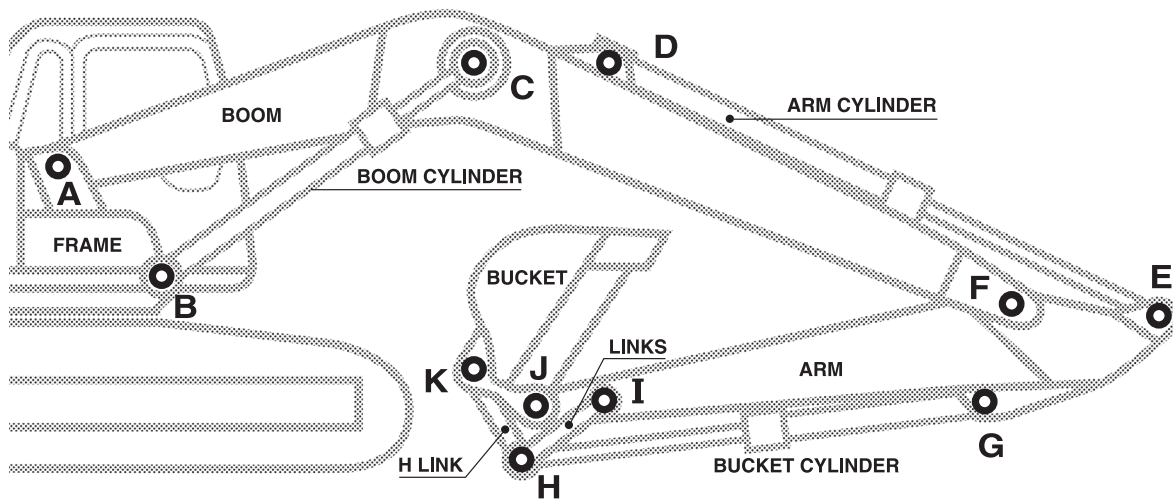


Komatsu PC200 PC228U - Pins Bushes Seals Shims





Description	kgs	KSet Part No.	Quote <i>EX GST</i>	Dust Seals 	Shim Kits 
A PIN, Boom to Frame BUSH (2)	45 2.3	PC200-PIN-A PC200-BUSH-A	\$ \$	PC200-Seal-A (2) \$ 20	
B PIN, Boom Cyl to Frame (2) BUSH (2)	9 1.2	PC200-PIN-B PC200-BUSH-B	\$ \$	PC200-Seal-B (4) \$ 12	
C PIN, Boom Cyl to Boom BUSH (2)	32 1.3	PC200-PIN-C PC200-BUSH-C	\$ \$	PC200-Seal-C (4) \$ 15	
D PIN, Arm Cyl to Boom BUSH (1)	11 1.3	PC200-PIN-D PC200-BUSH-D	\$ \$	PC200-Seal-D (2) \$ 15	
E PIN, Arm Cyl to Arm BUSH (1)	11 1.3	PC200-8-PIN-E PC200-BUSH-E	\$ \$	PC200-Seal-E (2) \$ 15	SM91 \$42 150 Ø x 91 Ø 2 x 1mm thick 2 x 2mm thick 2 x 3mm thick
F PIN, Boom to Arm BUSH (2)	27 1.2	PC200-PIN-F PC200-BUSH-F	\$ \$	PC200-Seal-F (2) \$ 20	
G PIN, Bucket Cyl to Arm BUSH (1)	9 1.2	PC200-PIN-G PC200-BUSH-G	\$ \$	PC200-Seal-G (2) \$ 12	
H PIN, Bucket Cyl to Links BUSH, Bkt Cyl Rod end (1) BUSH, H Link Top (2)	15 0.9 0.9	PC200-PIN-H PC200-BUSH-HR PC200-BUSH-HL	\$ \$ \$	or Hammer Pin IH 4140 PC200-Seal-HR (2) \$ 14 PC200-Seal-HL (4) \$ 14	SM71 \$38 120 Ø x 71 Ø 2 x 1mm thick 2 x 2mm thick 2 x 3mm thick
I PIN, Arm to Guide Links BUSH (2)	15 1.2	PC200-PIN-I PC200-8-BUSH-I	\$ \$	PC200-Seal-I (2) \$ 14	
J PIN, Arm to Bucket BUSH, Arm to Bucket (2)	10 1.9	PC200-PIN-J PC200-6-BUSH-J PC200-7-BUSH-J	\$ \$ \$	PC200-Seal-J (2) \$ 19	SM81 \$40 130 Ø x 81 Ø 2 x 1mm thick 2 x 2mm thick 2 x 3mm thick
K PIN, Bucket to Links BUSH, Bkt to Links (2)	10 1.4	PC200-PIN-K PC200-BUSH-K PC200-7-BUSH-K	\$ \$ \$	PC200-Seal-K (4) \$ 16	
Q BUSH, Bkt to Links (4) PIN, Quick Hitch 80 Dia x 500mm		PC200-8-BUSH-K PC200-PIN-Q	\$ \$		

Komatsu PC220 PC250 - Pins Bushes Seals Shims



Quote Date:

Expires after 7 days

Description	kgs	KSet Part No.	Quote EX GST	Dust Seals	Shim Kits
A PIN, Boom to Frame BUSH (2)	53 2.5	PC220-PIN-A PC220-BUSH-A	\$ \$	 PC220-Seal-A (4) \$ 18	
B PIN, Boom Cyl to Frame (2) BUSH (2)	10 1.3	PC220-PIN-B PC220-BUSH-B	\$ \$	PC220-Seal-B (4) \$ 15	
C PIN, Boom Cyl to Boom BUSH (2)	32 1.3	PC220-PIN-C PC220-BUSH-C	\$ \$	PC220-Seal-C (4) \$ 15	
D PIN, Arm Cyl to Boom BUSH (1)	11 1.3	PC220-PIN-D PC220-BUSH-D	\$ \$	PC220-Seal-D (2) \$ 15	
E PIN, Arm Cyl to Arm BUSH (1)	11 1.3	PC220-PIN-E PC220-BUSH-E	\$ \$	PC220-Seal-E (2) \$ 15	
F PIN, Boom to Arm BUSH (2)	27 1.2	PC220-PIN-F PC220-BUSH-F	\$ \$	PC220-Seal-F (2) \$ 20	SM102 \$50 150 Dia x 101 Dia 2 x 1mm thick 2 x 2mm thick 2 x 3mm thick
G PIN, Bucket Cyl to Arm BUSH (1)	11 1.3	PC220-PIN-G PC220-BUSH-G	\$ \$	PC220-Seal-G (2) \$ 15	
H PIN, Bucket Cyl to Links BUSH, Bkt Cyl Rod end (1) BUSH, H Link Top (2)	18 1.2 1.1	PC220-PIN-H PC220-BUSH-HR PC220-BUSH-HL	\$ \$ \$	PC220-Seal-HR (2) \$ 16 PC220-Seal-HL (4) \$ 16	SM91 \$42 150 Dia x 91 Dia 2 x 1mm thick 2 x 2mm thick 2 x 3mm thick
I PIN, Arm to Guide Links BUSH (2)	18 1.2	PC220-PIN-I PC220-BUSH-I	\$ \$	PC220-Seal-I (2) \$ 16	
J PIN, Arm to Bucket BUSH, Arm to Bucket (2)	22 2.0 3.3	PC220-PIN-J PC220-6-BUSH-J PC220-7-BUSH-J	\$ \$ \$	PC220-Seal-J (2) \$ 19	SM81 \$40 130 Dia x 81 Dia 2 x 1mm thick 2 x 2mm thick 2 x 3mm thick
K PIN, Bucket to Links BUSH, Bkt to Links (2)	22 1.4	PC220-PIN-K PC220-BUSH-K	\$ \$	PC220-Seal-K (4) \$ 16	
Q PIN, Quick Hitch 80 Dia x 500mm		PC220-PIN-Q	\$		