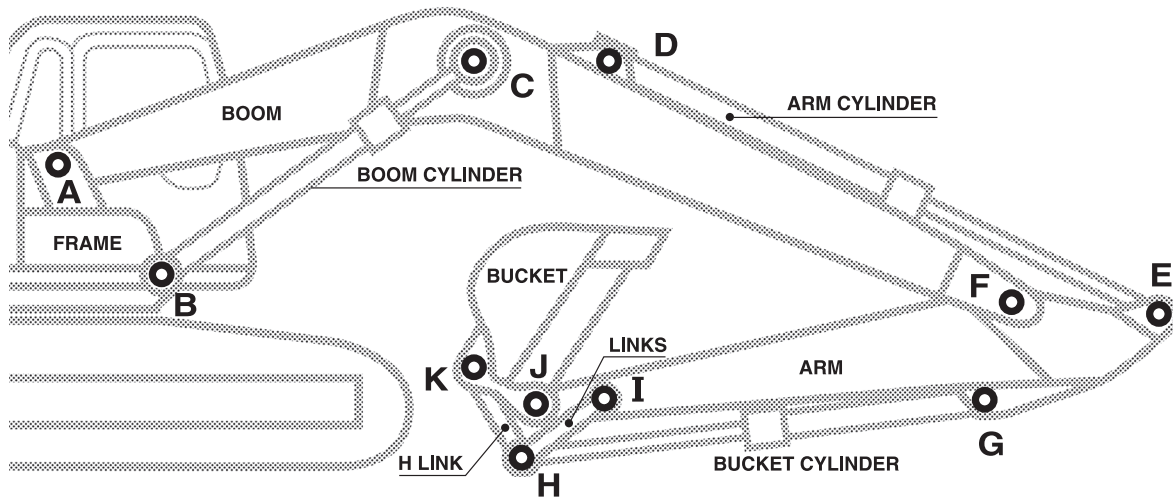




Komatsu PC300 PC350 - Pins Bushes Seals Shims

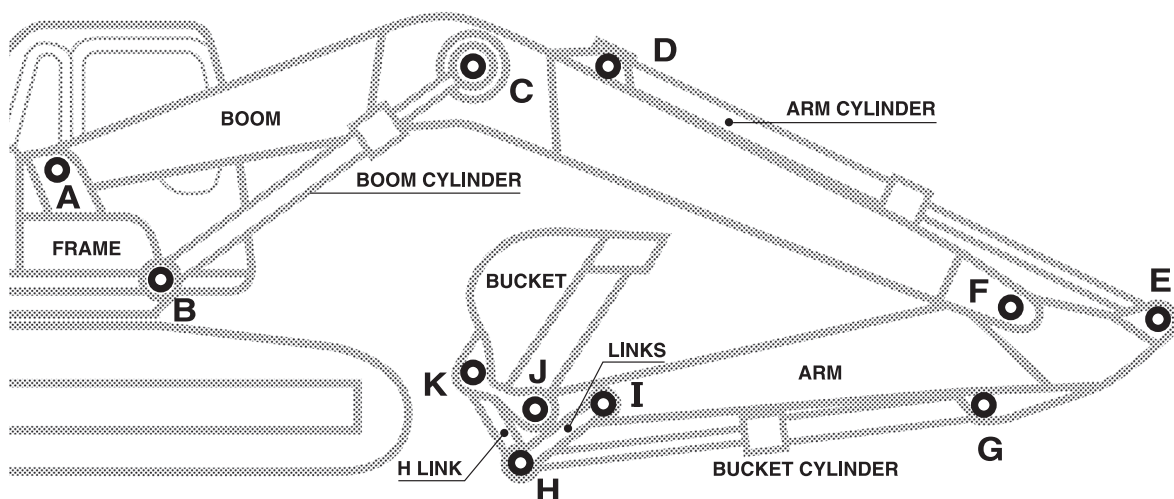


Quote Date:

Expires after 7 days



Description	kgs	KSet Part No.	Quote <i>EX GST</i>	Dust Seals	Shim Kits
A PIN, Boom to Frame BUSH (2)	76 3	PC300-PIN-A PC300-BUSH-A	\$ \$	 PC300-SEAL-A (4) \$26	
B PIN, Boom Cyl to Frame (2) BUSH (2)	15 1.6	PC300-PIN-B PC300-BUSH-B	\$ \$	PC300-SEAL-B (4) \$20	
C PIN, Boom Cyl to Boom BUSH (2)	58 2	PC300-PIN-C PC300-BUSH-C	\$ \$	PC300-SEAL-C (4) \$18	
D PIN, Arm Cyl to Boom BUSH (1)	18 2	PC300-PIN-D PC300-BUSH-D	\$ \$	PC300-SEAL-D (2) \$18	
E PIN, Arm Cyl to Arm BUSH (1)	18 2	PC300-PIN-E PC300-BUSH-E	\$ \$	PC300-SEAL-E (2) \$18	
F PIN, Boom to Arm BUSH (2)	45 2.1	PC300-PIN-F PC300-BUSH-F	\$ \$	PC300-SEAL-F (2) \$26	SM111 \$58 160 Dia x 111 Dia 2 x 1mm thick 2 x 2mm thick 2 x 3mm thick
G PIN, Bucket Cyl to Arm BUSH (1)	15 1.7	PC300-PIN-G PC300-BUSH-G	\$ \$	PC300-SEAL-G (2) \$20	
H PIN, Bucket Cyl to Links BUSH, Bkt Cyl Rod end (1) BUSH, H Link Top (2)	27 1.5 1.6	PC300-PIN-H PC300-BUSH-HR PC300-BUSH-HL	\$ \$ \$	PC300-SEAL-HR (2) \$22 PC300-SEAL-HL (4) \$22	SM102 \$50 150 Dia x 101 Dia 2 x 1mm thick 2 x 2mm thick 2 x 3mm thick
I PIN, Arm to Guide Links BUSH (2)	27 1.2	PC300-PIN-I PC300-BUSH-I	\$ \$	PC300-SEAL-I (2) \$22	
J PIN, Arm to Bucket BUSH, Arm to Bucket (2)	30 3.2 4.2	PC300-PIN-J PC300-6-BUSH-J PC300-7-BUSH-J	\$ \$ \$	PC300-SEAL-J (2) \$28	SM91 \$42 150 Dia x 91 Dia 2 x 1mm thick 2 x 2mm thick 2 x 3mm thick
K PIN, Bucket to Links BUSH, Bkt to Links (2)	30 1.6	PC300-PIN-K PC300-BUSH-K	\$ \$	PC300-SEAL-K (4) \$21	
Q PIN, Quick Hitch 90 Dia x 555mm		PC300-PIN-Q	\$		

Komatsu PC400 PC450 - Pins Bushes Seals Shims



Quote Date:

Expires after 7 days

Description	kg	KSet Part No.	Quote <i>EX GST</i>	Dust Seals 	Shim Kits 
A PIN, Boom to Frame	93	PC400-PIN-A	\$		
BUSH (2)	4	PC400-BUSH-A	\$	PC400-SEAL-A (4) \$ 26	
B PIN, Boom Cyl to Frame (2)	21	PC400-PIN-B	\$		
BUSH (2)	2.1	PC400-BUSH-B	\$	PC400-SEAL-B (4) \$ 18	
C PIN, Boom Cyl to Boom	75	PC400-PIN-C	\$		
BUSH (2)	2.2	PC400-BUSH-C	\$	PC400-SEAL-C (4) \$ 26	
D PIN, Arm Cyl to Boom	28	PC400-PIN-D	\$		
BUSH (1)	2.5	PC400-BUSH-D	\$	PC400-SEAL-D (2) \$ 26	
E PIN, Arm Cyl to Arm	24	PC400-PIN-E	\$		
BUSH (1)	2.5	PC400-BUSH-E	\$	PC400-SEAL-E (2) \$ 26	
F PIN, Boom to Arm	55	PC400-PIN-F	\$		
BUSH (2)	2.6	PC400-BUSH-F	\$	PC400-SEAL-F (2) \$ 26	SM121 \$6 170 Dia x 121 Dia 2 x 1mm thick 2 x 2mm thick 2 x 3mm thick
G PIN, Bucket Cyl to Arm	18	PC400-PIN-G	\$		
BUSH (1)	2.3	PC400-BUSH-G	\$	PC400-SEAL-G (2) \$ 18	
H PIN, Bucket Cyl to Links	36	PC400-PIN-H	\$		
BUSH, Bkt Cyl Rod end (1)	2.3	PC400-BUSH-HR	\$	PC400-SEAL-HR (2) \$ 22	
BUSH, Crowd Links Top (2)	2.3	PC400-BUSH-HL	\$	PC400-SEAL-HL (4) \$ 22	SM111 \$58 160 Dia x 111 Dia 2 x 1mm thick 2 x 2mm thick 2 x 3mm thick
I PIN, Arm to Guide Links	36	PC400-PIN-I	\$		
BUSH (2)	2.1	PC400-BUSH-I	\$	PC400-SEAL-I (2) \$ 30	
J PIN, Arm to Bucket	36	PC400-PIN-J	\$		
BUSH, Arm to Bucket (2)	4.2	PC400-6-BUSH-J	\$	PC400-SEAL-J (2) \$ 22	
	4.7	PC400-7-BUSH-J	\$		SM102 \$42 150 Dia x 101 Dia 2 x 1mm thick 2 x 2mm thick 2 x 3mm thick
K PIN, Bucket to Links	40	PC400-PIN-K	\$		
BUSH, Bkt to Links (2)	2.1	PC400-BUSH-K	\$	PC400-SEAL-K (4) \$ 22	
Q PIN, Quick Hitch 100 Dia x 600mm		PC400-PIN-Q	\$		